

DECLARE NAGOYA DDD System

User Guide for MS competent authorities (CA) and publishing authorities (PA)

version 01/2026

CONTACT US on: ENV-DECLARE-NAGOYA@ec.europa.eu

Contents

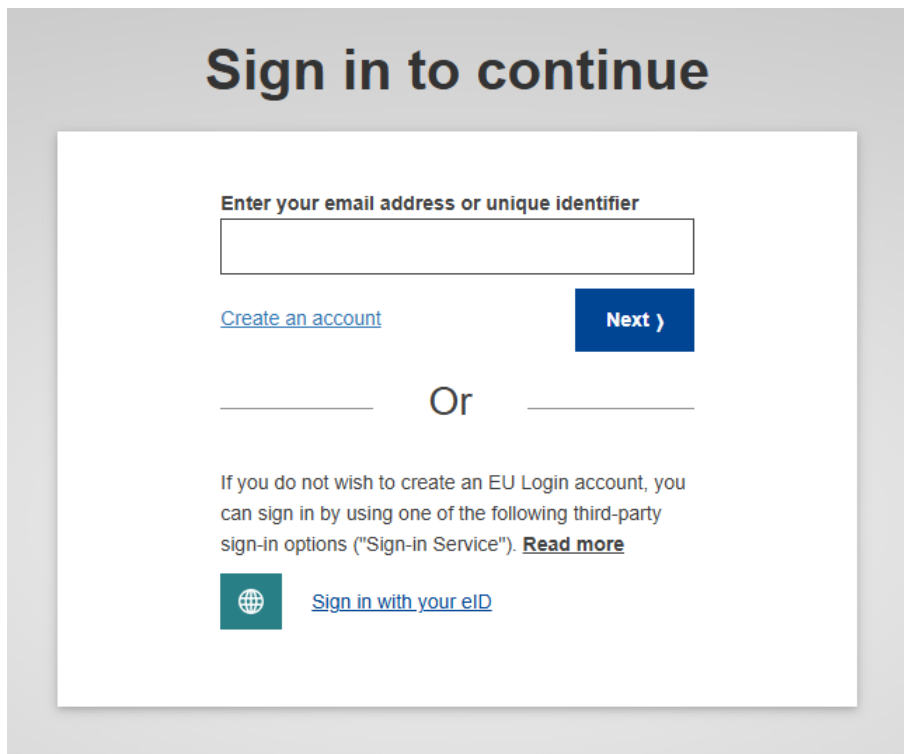
1	Accessing DECLARE	2
1.1	EU Login	2
1.2	Registration in DECLARE	2
1.2.1	Select NAGOYA policy domain to register	3
1.2.2	Register in DECLARE	3
1.2.3	Obtain access as a Member State Competent or Publishing Authority.....	3
2	Adding members to CAs/PAs in DECLARE.....	4
3	Managing genetic resources users' registrations and activating their organisations	5
4	Handling declarations	6
4.1	Adding comments to the declaration.....	7
4.2	Requesting modification from a user	8
4.3	Requesting publication on the ABSCH.....	8
4.4	Recalling/Cancelling request for publication on the ABSCH	9
4.5	Restricting publication on the ABSCH.....	9
5	Translations & language regime	10
5.1	Selecting the publication language and providing translations	10
5.2	Handling translation fields.....	11
6	Handling of confidential information.....	11
7	Handling of personal information.....	12
8	Information for PAs.....	12
8.1	Logging in as publishing authority (PA)	12
8.2	Communication between PA and CA	13
8.3	Publishing DDD on the ABSCH	13
9	Reports.....	15

1 Accessing DECLARE

When you access DECLARE (<https://webgate.ec.europa.eu/declare/>), you will be re-directed to EU Login.

1.1 EU Login

You need an *EU Login* (formerly European Commission Authentication System – ECAS) account to enter/login to DECLARE. If you already have an *EU Login* account, that account can be used for the purpose of using DECLARE. If not, you need to create an (EU Login) account first.




Sign in to continue

Enter your email address or unique identifier

[Create an account](#) **Next >**

Or

If you do not wish to create an EU Login account, you can sign in by using one of the following third-party sign-in options ("Sign-in Service"). **Read more**

 [Sign in with your eID](#)

1.2 Registration in DECLARE

Once logged into *EU Login*, you can access DECLARE (where you will also need to register) performing the following steps:

1.2.1 Select NAGOYA policy domain to register

WELCOME TO DECLARE
DECLARE is a web tool that supports the collection, validation, analysis, and dissemination of environmental data. Please choose a policy domain.

- AARHUS REGULATION - INTERNAL REVIEW REQUESTS**
The tool you can use to submit a request for internal review under the Aarhus Regulation.
[More information](#) | [Privacy statement](#)
- ALURES - ANIMALS USED FOR SCIENTIFIC PURPOSES**
Since 1986, the EU has had in place specific legislation covering the use of animals for scientific purposes. On 22 September 2010 the EU adopted Directive 2010/63/EU which updates and replaces the 1986 Directive 86/609/EEC on the protection of animals used for scientific purposes. The aim of the new Directive is to strengthen legislation, and improve the welfare of those animals still needed to be used, as well as to firmly anchor the principle of the 3Rs, to Replace, Reduce and Refine the use of animals, in EU legislation. Directive 2010/63/EU took full effect on 1 January 2013.
[More information](#) | [Privacy statement](#)
- ENV DATA - CATALOGUE AND INDICATORS LIBRARY**
The ENV data and indicators catalogue brings together the data inventory of DG ENV with the library of indicators that are used in environment policy. The indicators library was created in the context of the preparation of the 8th Environment Action Programme but is designed to be useful for many other purposes. Indicators include those managed by EEA, ESTAT or JRC, where relevant but also indicators developed in the context of policy development or implementation (including reporting). For now, this tool is available for DG ENV but will be made successively also available to other services and agencies. It is a version under development (@QDbeta version@Q).
[More information](#) | [Privacy statement](#)
- EU ECOLABEL - CATALOG AND SPECIFIC TOOLS**
The EU Ecolabel is the official European Union voluntary label for environmental excellence. Access the EU Ecolabel Catalogue (ECAT) to manage your portfolio of licenses and products awarded with the EU Ecolabel or register as new user.
[More information](#) | [Privacy statement](#)
- EUTR - EU TIMBER REGULATION**
The EUTR reporting system is a web-based application aiming at implementing Regulation (EU) No 995/2010 of the European Parliament and of the Council of 20 October 2010 laying down the obligations of operators who place timber and timber products on the market and its relevant reporting requirements.
[More information](#) | [Privacy statement](#)
- FLEGT - FLEGT REGULATION**
The FLEGT Regulation reporting system is a web-based application for reporting information on the application of Regulation (EC) No 2173/2005 of 20 December 2005 on the establishment of a FLEGT licensing scheme for imports of timber into the European Community (FLEGT Regulation).
[More information](#) | [Privacy statement](#)
- GREEN CITY ACCORD - REPORT TO THE GREEN CITY ACCORD**
Manage reported information and data for Green City Accord.
[More information](#) | [Privacy statement](#)
- NAGOYA - PROTOCOL ON ACCESS AND BENEFIT SHARING**
The Nagoya Protocol to the Convention on Biological Diversity on "Access to Genetic Resources and the Fair and Equitable Sharing of Benefits Arising from Their Utilization" adopted in Nagoya at the 10th Conference of the Parties of the Convention on Biological Diversity (CBD) in 2010 and subsequently entered into force in 2014. It implements the third objective of the CBD, namely the fair and equitable sharing of benefits arising from the utilisation of genetic resources, including by appropriate access to genetic resources, generally referred to as "access and benefit sharing" or simply "ABS".
[More information](#) | [Privacy statement](#)

1.2.2 Register in DECLARE

YOU ARE NOT REGISTERED IN THE SYSTEM
Click here to register as a new user: [Register](#)

Current version: 7.1.f3958b9-SNAPSHOT (f3958b9) | Version date: 2026-01-20 18:41:51
[Top](#) | [Contact](#) | [European Commission](#) | [Environment & Climate Action](#) | [Declare](#) | [Privacy statement](#)

Information submitted in EU Login will be automatically used by the system for the purpose of registration in DECLARE.

Accept terms and conditions and register. Declare registration is one time action.

YOU ARE NOT REGISTERED IN THE SYSTEM
Basic user information is retrieved from EU Login, the common authentication application and is therefore non-editable. It can be consulted and changed here.
The contact information provided when registering an institution (or individual) account in DECLARE will be the same contact information used for correspondence regarding the submission of a declaration. In other words, when a declaration is submitted by a genetic resource user through the already established account of an institution (or individual), the declaration will be made on behalf of that institution (or individual) and will use the contact details submitted during registration.

Member ID: user15	First name: User15	Last name: User15
Email: user15@mock.ec.europa.eu	Phone:	Which notification emails do you want to receive?*: All

Actions:
Terms and conditions
I hereby certify that the statements and information in this application form are true and correct and that I agree with the terms and conditions of the system.

[Register](#) | [Back](#)

Current version: 7.1.f3958b9-SNAPSHOT (f3958b9) | Version date: 2026-01-20 18:41:51
[Top](#) | [Contact](#) | [European Commission](#) | [Environment & Climate Action](#) | [Declare](#) | [Privacy statement](#)

1.2.3 Obtain access as a Member State Competent or Publishing Authority

While Genetic Resource User organisations can self-register in Declare, the MS Competent Authority organisations must be registered by the EC Administrator.

In case you are a member of the MS Competent Authority organisation already registered in Declare, please **contact the existing MS Competent Authority users** to add you into the system with appropriate role(s).

There are two available user roles for MS authorities:

- Competent Authority (CA)
- Publishing Authority (PA)

In case you are a member of the MS Competent Authority organisation that does not yet exist in Declare system, send an email to ENV-DECLARE-NAGOYA@ec.europa.eu with the details on the authority. Also, please provide the email address of the initial MS CA/PA user. That email address must match the one that is associated with the user's EU login account she/he will use to access DECLARE.

Please note that publishing authority should be the same as the one listed on the ABS Clearing House (see also section 8).

2 Adding members to CAs/PAs in DECLARE

All entities (be it genetic resource users or competent authorities) are seen by DECLARE as “an organisation”.

Every CA user can add members in DECLARE, depending on the needs.

The screenshot shows the DECLARE system interface for the 'GREEN MINISTRY' organisation. The top navigation bar includes 'Home', 'Declarations', 'My Organisation', 'Organisation list', 'Register new organisation', 'Organisations dashboard', and 'Reports'. The 'Organisation list' tab is active, and the 'GREEN MINISTRY' organisation is selected. The main content area displays the organisation details form, which includes fields for Organisation type (Public authority), Organisation name (Green Ministry), Location (Belgium), General Contact Email, Status (ACTIVE), and Additional information. Below the form is a 'MEMBER LIST' table with columns for Member ID, Role, label.user.lastLogin, Email, Name, Activated by, Activated on, and Actions. The table contains three rows of data. The 'Actions' column for each row contains an 'x' icon. A blue arrow points to the 'Add new member' button in the 'Actions' column of the first row. The footer of the page contains the current version (7.17.995809-SNAPSHOT) and version date (2026-01-20 18:41:51), along with links for Top, Contact, European Commission, Environment & Climate Action, Declare, and Privacy statement.

Member ID	Role	label.user.lastLogin	Email	Name	Activated by	Activated on	Actions
user15	Competent Authority	21 Jan 2026 09:37	user15@mock.ec.europa.eu	User15 USER15	User1 USER1	2026-01-21 09:18:32.688	x
user1	Publishing Authority	21 Jan 2026 09:17	user1@mock.ec.europa.eu	User1 USER1			x
user1	Competent Authority	21 Jan 2026 09:17	user1@mock.ec.europa.eu	User1 USER1			x

Select the role and enter the email address of the new CA member.

European Commission | NAGOYA2

Home | Declarations | My Organisation | Organisation list | Register new organisation | Organisations dashboard | Reports

Green Ministry
Competent Authority

ADD NEW MEMBER TO GREEN MINISTRY

Select role*: Competent Authority | Email*: user13@mock.ec.europa.eu

First name: | Last name: |

Add new member | Cancel

Current version: 7.1.3958b9-SNAPSHOT (f3958b9) | Version date: 2026-01-20 18:41:51

Top | Contact | European Commission | Environment & Climate Action | Declare | Privacy statement

The email address must match the one that is associated with the new CA user’s EU login account she/he will use to access DECLARE.

3 Managing genetic resources users’ registrations and activating their organisations

Users of genetic resources will self-register and create “Genetic Resource User” organisations (GRU).

All members of the CA organisation in a country where the user is established will receive an email notification to check and approve users’ registrations. **Only after confirmation by CAs, GRU users will get access to DECLARE** and can start using it and submit the declarations. The reason for this confirmation process is to ensure the validity of the registrations.

To activate GRU organisation, follow the steps indicated below:

1. Log in to DECLARE NAGOYA.
2. Go to menu **Organisations** → **Organisation list**.

European Commission | NAGOYA2

Home | Declarations | My Organisation | Organisation list | Register new organisation | Organisations dashboard | Reports

Green Ministry
Competent Authority

LIST OF ORGANISATIONS

Show: 10 entries | Search: |

Clear filters | Excel

Id	Organisation name	Organisation type	Location	Status
241	TEST GRU organisation	Genetic resource user	Belgium	Pending
221	TEST GRU organisation BE	Genetic resource user	Belgium	Active
141	Blue Company	Genetic resource user	Belgium	Active

3. Select and click on the pending GRU organisation to view it.
4. Activate the organisation: the user will receive an email notification.

European Commission | NAGOYA2

Home | Declarations | My Organisation | Organisation list | Register new organisation | Organisations dashboard | Reports

Green Ministry
Competent Authority

TEST GRU ORGANISATION

Organisation type: Genetic resource user

Organisation name: TEST GRU organisation | Location: Belgium | General Contact Email: |

Status: PENDING

Additional information: |

Address line 1: | Address line 2: |

Country: | City: | Postal code: |

Actions:

Edit | Activate | Inactivate | Add new member | Back

Note: a CA user can also add or remove members from the GRU organisations.

4 Handling declarations

When a declaration is submitted by a genetic resource user (GRU), the system notifies the CA by email.

You can then review the declaration:

1. Log in to DECLARE NAGOYA
2. Go to “List of declarations”

The screenshot shows the 'LIST OF DECLARATIONS' page in the NAGOYA2 system. The page header includes the European Commission logo and the text 'NAGOYA2'. The navigation menu includes 'Home', 'Declarations', 'My Organisation', 'Organisation list', 'Register new organisation', 'Organisations dashboard', and 'Reports'. The 'Declarations' menu is open, showing 'List Of Declarations' and 'Submissions dashboard'. The 'List Of Declarations' option is highlighted with a blue arrow. Below the navigation, there are 'Clear' and 'Search' buttons. The table below has the following data:

Id	Submission date	Form type	Status	Submitted by	Errors	Warnings	Actions
8	25/11/2025	Due diligence declaration at the stage of research funding	Transmitted	Green Company	0	0	View
39	01/12/2025	Due diligence declaration at the stage of final development of a product	Transmitted	Blue Company	0	0	View
23	27/11/2025	Due diligence declaration at the stage of research funding	Submitted to CNAs (not publishable)	Green Company	0	0	View
5	25/11/2025	Due diligence declaration at the stage of research funding	Submitted to CNAs	Green Company	0	0	View
20	27/11/2025	Due diligence declaration at the stage of research funding	Partially published	Green Company	0	0	View

3. Click the **View** button to access and check the content of the declaration:

The screenshot shows the 'SUBMISSION DETAILS' page in the NAGOYA2 system. The page header includes the European Commission logo and the text 'NAGOYA2'. The navigation menu includes 'Home', 'Declarations', 'My Organisation', 'Organisation list', 'Register new organisation', 'Organisations dashboard', and 'Reports'. The 'Declarations' menu is open, showing 'List Of Declarations' and 'Submissions dashboard'. The 'List Of Declarations' option is highlighted with a blue arrow. Below the navigation, there are 'Clear' and 'Search' buttons. The table below has the following data:

#	ABSCH Id	Permit Type	Country	Actions	Absch website
1	-	IRCC	Haiti	A checkpoint communiquéé on the ABSCH can be published	absch-ircc-ht-207458-32
2	-	National permit	Albania	A checkpoint communiquéé on the ABSCH can be published	

The 'Actions' panel on the right side is highlighted with a blue box, showing the following options:

- Request publication on the ABSCH
- Request modification from user
- Restrict publication to the ABSCH
- Print/PDF
- Download attachments
- Back

- Available actions are in the right-side panel

- Left side menu for easier navigation between part A and part B of the form
- Part A: information that is to be transferred to ABSCH (including permit references)
- Part B: information not to be transmitted to the ABSCH

4.1 Adding comments to the declaration

The CA can add comments to the declaration, for example when requesting additional information but also when asking for modification of the declaration.

The screenshot displays the 'SUBMISSION DETAILS' page in the NAGOYA2 system. The page header includes the European Commission logo and the NAGOYA2 title. The navigation bar contains links for Home, Declarations, My Organisation, Organisation list, Register new organisation, Organisations dashboard, and Reports. The user is identified as 'Green Ministry Competent Authority'.

The main content area is titled 'SUBMISSION DETAILS' and features tabs for Details, Attachment 1, Comments 1, and History. A blue arrow points to the 'Comments 1' tab. The submission information is as follows:

- Submission type: Due diligence declaration at th
- Organisation: Green Company - Belgium
- Submission status: Submitted to CNA

Below this, a section titled 'THE DECLARATION FORM INCLUDES' contains a table with the following data:

#	ABSCH Id	Permit Type	Country	Actions	Absch website
1	-	IRCC	Haiti	A checkpoint communiqué on the ABSCH can be published	absch-ircc-ht-207458-32
2	-	National permit	Albania	A checkpoint communiqué on the ABSCH can be published	

On the right side, an 'Actions' panel offers several options: Request publication on the ABSCH (highlighted in blue), Request modification from user, Restrict publication to the ABSCH, Print/PDF, Download attachments, and Back.

The main content area also includes a title 'Due diligence declaration at the stage of research funding', a reference to 'pursuant to Article 5 of Regulation 2015/1866', and the 'Organisation Green Company'.

Please note that you can manage **the visibility of comments** in DECLARE. When you use this function in communication with genetic resources users, you should use the option “visible to all submission viewers”.

European Commission | **NAGOYA2** EN Logout

Home | Declarations | My Organisation | Organisation list | Register new organisation | Organisations dashboard | Reports **Green Ministry**
Competent Authority

ADD NEW COMMENT

Comment *

Actions:

Save

Cancel

Visibility*

- Visible to all submission viewers
- Visible only to my organisation members

If you wish to keep the communication internal (accessible only to competent authorities), you need to choose the option “visible only to my organisation members” (see also 8.2 below).

4.2 Requesting modification from a user

The CA can request modification from a user. It is advised that the CA when requesting modification also adds a comment to explain what the user is expected to do. A notification email is sent to the user about the request for modification. Note that the comment itself is not included in the email, but it is available in DECLARE.

European Commission | **NAGOYA2** EN Logout

Home | Declarations | My Organisation | Organisation list | Register new organisation | Organisations dashboard | Reports **Green Ministry**
Competent Authority

SUBMISSION DETAILS

Details | Attachment 1 | Comments 1 | History ? Help

Submission type: Due diligence declaration at the stage of research

Organisation: Green Company - Belgium

Submission status: Submitted to CNAs

THE DECLARATION FORM INCLUDES

#	ABSCH Id	Permit Type	Country	Actions	Absch website
1	-	IRCC	Haiti	A checkpoint communiquéé on the ABSCH can be published	absch-ircc-ht-207458-32
2	-	National permit	Albania	A checkpoint communiquéé on the ABSCH can be published	

Top

Due diligence declaration at the stage of research

Actions:

- Request publication on the ABSCH
- Request modification from user
- Restrict publication to the ABSCH
- Print/PDF
- Download attachments
- Back

4.3 Requesting publication on the ABSCH

When the declaration is considered complete, the CA can request publication on the ABSCH by the publishing authority (see section 8 for more details on publication).

The screenshot shows the 'SUBMISSION DETAILS' page for a submission titled 'Due diligence declaration at the stage of research funding'. The submission status is 'Submitted to CNAs'. A blue arrow points from the 'Submitted to CNAs' button to the 'Request publication on the ABSCH' button in the 'Actions' menu.

Submission Details:

- Submission type: Due diligence declaration at the stage of research funding
- Organisation: Green Company - Belgium
- Submission status: Submitted to CNAs

THE DECLARATION FORM INCLUDES

#	ABSCH Id	Permit Type	Country	Actions	Absch website
1	-	IRCC	Haiti	A checkpoint communiqué on the ABSCH can be published	absch-ircc-ht-207458-32
2	-	National permit	Albania	A checkpoint communiqué on the ABSCH can be published	

Actions:

- Request publication on the ABSCH
- Request modification from user
- Restrict publication to the ABSCH
- Print/PDF
- Download attachments
- Back

Due diligence declaration at the stage of research funding
pursuant to Article 5 of Regulation 2015/1866
Organisation Green Company

4.4 Recalling/Canceling request for publication on the ABSCH

The CA user can recall the request for publication of the declaration on the ABSCH.

The screenshot shows the 'SUBMISSION DETAILS' page for the same submission. The submission status is now 'Submitted for publication'. A blue arrow points from the 'Submitted for publication' button to the 'Recall' button in the 'Actions' menu.

Submission Details:

- Submission type: Due diligence declaration at the stage of research funding
- Organisation: Green Company - Belgium
- Submission status: Submitted for publication

THE DECLARATION FORM INCLUDES

#	ABSCH Id	Permit Type	Country	Actions	Absch website
1	-	IRCC	Haiti	A checkpoint communiqué on the ABSCH can be published	absch-ircc-ht-207458-32
2	-	National permit	Albania	A checkpoint communiqué on the ABSCH can be published	

Actions:

- Recall
- Print/PDF
- Download attachments
- Back

Due diligence declaration at the stage of research funding
pursuant to Article 5 of Regulation 2015/1866

4.5 Restricting publication on the ABSCH

CA user can restrict the publication of the declaration on the ABSCH. The system automatically restricts publication of declarations which are out of geographical or temporal scope. CA may however restrict transfer of the declaration to ABSCH when it decides that material scope is not covered by the EU ABS Regulation (i.e. the declaration is made for use of human genetic resources).

Submission status changed successfully

SUBMISSION DETAILS

Details Attachment 1 Comments 1 History ? Help

Submission type: Due diligence declaration at the stage of re Organisation: Green Company - Belgium Submission status: Submitted to CNAs

THE DECLARATION FORM INCLUDES

#	ABSCH Id	Permit Type	Country	Actions	Absch website
1	-	IRCC	Haiti	A checkpoint communiquéé on the ABSCH can be published	absch-ircc-ht-207458-32
2	-	National permit	Albania	A checkpoint communiquéé on the ABSCH can be published	

Top
Part A
Part B

Due diligence declaration at the stage of research funding

pursuant to Article 5 of Regulation 2015/1866

Actions:

- Request publication on the ABSCH
- Request modification from user
- Restrict publication to the ABSCH
- Print/PDF
- Download attachments
- Back

Please note that DECLARE allows the CA to revert the restriction.

Submission status changed successfully

SUBMISSION DETAILS

Details Attachment 1 Comments 1 History ? Help

Submission type: Due diligence declaration at the stage of re Organisation: Green Company - Belgium Submission status: Transmission restricted

THE DECLARATION FORM INCLUDES

#	ABSCH Id	Permit Type	Country	Actions	Absch website
1	-	IRCC	Haiti	A checkpoint communiquéé on the ABSCH can be published	absch-ircc-ht-207458-32
2	-	National permit	Albania	A checkpoint communiquéé on the ABSCH can be published	

Top
Part A
Part B

Due diligence declaration at the stage of research funding

pursuant to Article 5 of Regulation 2015/1866

Actions:

- Revert restriction
- Print/PDF
- Download attachments
- Back

5 Translations & language regime

5.1 Selecting the publication language and providing translations

The genetic resource users can submit a declaration to the competent authority in its national language, which may be different from the three ABS Clear House accepted languages (English, French and Spanish).

However, the users are encouraged to also provide translations into one of the three languages for the fields which are transferred to the ABSCH.


Subject matter of the research or identification code of the grant * ⓘ

Forschungsgegenstand oder Identifizierungscode der Finanzhilfe

Confidential ⓘ

Translation for publishing to the ABS Clearing House (EN, FR or ES) ⓘ

Materia de la investigación y el código de identificación de la subvención



If the form is already filled in in one of the three ABS-CH languages, the field "Translations ..." should be left empty.

Subject matter of the research or identification code of the grant * ⓘ

Materia de la investigación y el código de identificación de la subvención

Confidential ⓘ

Translation for publishing to the ABS Clearing House (EN, FR or ES) ⓘ

5.2 Handling translation fields

The information provided to the ABS Clearing House in the checkpoint communiqué needs to be in one of the six official UN languages. Three of them are also EU official languages (EN, FR and ES).

If the form is filled in in a language other than English, French or Spanish, the CA needs to check if the translation into the selected publication language is indeed provided. In case it is not, CA might need to request modifications and ask the genetic resource user to provide the translations.

When publishing to ABSCH, system will transfer only the text in the "Translation ..." field, if it is filled in. If the field "Translation ..." is empty, system will transfer the text from the "Subject matter ..." field.

6 Handling of confidential information

There are various options possible regarding the publishing of the declarations:

- Due diligence declaration does not contain confidential information; DDD can be published entirely
- DDD contains some confidential information, but they are not crucial for publishing of CPC; DDD can be published (with non-confidential information, and with indication "confidential" in case information is confidential)
- DDD contains confidential information which are crucial for publishing of CPC; DDD cannot be published on the ABSCH; this concerns for example situation where place of access is marked as confidential.

In addition it is possible that DDD was submitted although it should have not been, either due to temporal or geographical scope (date of access is prior to entry into force of the Nagoya Protocol and the EU ABS Regulation; or the provider country is not a Party to the Nagoya Protocol) - publication of such due diligence declarations is blocked by the system.

SUBMISSION DETAILS

Submission type: Due diligence declaration at the stage of final
 Organisation: GRU FR - France
 Submission status: Submitted for publication o

THE DECLARATION FORM INCLUDES

#	Id	Permit Type	Country	Status	Actions	Absch website
1	-	IRCC	Belgium	Not published	Publish checkpoint communiqué on the ABSCH	absch-ircc-be-279024-1
2	-	IRCC	Belgium	Not published	Publish checkpoint communiqué on the ABSCH	absch-ircc-be-279024-1
3	-	National permit	Albania	Not published	Cannot be published on the ABSCH (Date of access is prior to the entry into force of the Nagoya Protocol.)	
4	-	National permit	Poland (Non-Nagoya Party)	Not published	Cannot be published on the ABSCH (Non-Nagoya Party)	

Actions: Print/PDF, Back

7 Handling of personal information

In occasional cases when PIC was granted to individuals (and not to user organisations), CA dealing with such declaration needs to, prior to submitting such declaration to the ABSCH, alert the person concerned that his/her personal data are handled by DECLARE and will be transferred to the ABSCH.

8 Information for PAs

It is the publishing authority user (PA) in each MS that publishes the declaration on the ABSCH. Publishing authorities need to register as such on the ABSCH.

8.1 Logging in as publishing authority (PA)

In some Member States, the same person might be designated as competent authority for the implementation of the EU ABS Regulation and as publishing authority under the ABSCH. In such a case, CA still needs to request publishing of due diligence by PA. Then the person needs to log in as PA and publish the DDD on the ABSCH.

CONTINUE AS...

[COMPETENT AUTHORITY](#)
PA Germany

[PUBLISHING AUTHORITY](#)
PA Germany

Current version: 7.1.f3958b9-SNAPSHOT (f3958b9)/version date: 2026-01-20 18:41:51
 Top | Contact | European Commission | Environment & Climate Action | Declare | Privacy statement

User with multiple roles (CA and PA, for example) can change the role by clicking on the profile icon and “Change role” option.

8.2 Communication between PA and CA

Note that the exchange of comments between CA and PA using the **Add comment** option might be visible to all users that have access to a given declaration depending on **the settings for visibility of comments**.

You can set the visibility of a comment in DECLARE. When you use **Add comment** option for the purpose of communication between CA and PA, and you don't want the user of genetic resources to see this exchange, please select the option "visible only to my organisation members".

ADD NEW COMMENT

Note also that the PA does not have the possibility to modify a declaration or to request modifications from a user. The CA should thus ensure that the DDD transferred for publication is complete.

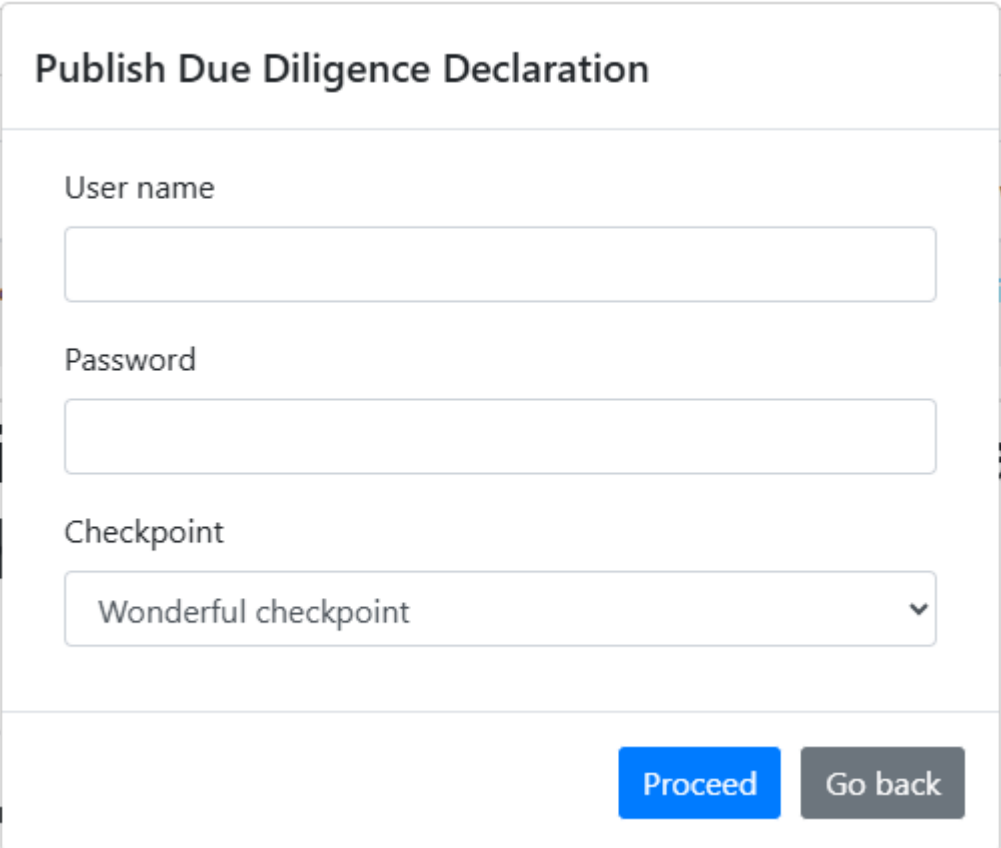
8.3 Publishing DDD on the ABSCH

ABS Clearing House – although linked with DECLARE – is a separate IT system and there are certain conditions that need to be fulfilled before a due diligence declaration can be published.

Most importantly, country measures (such as checkpoint communiqué) can only be published on the ABS Clearing House by PA registered and designated as such on ABSCH. In order thus to publish a checkpoint communiqué on the ABSCH, PA for the ABSCH needs to be designated.

Note that some due diligence declarations cannot be published to the ABSCH - if the “Place of access” is a country which is not a Party to the Protocol, or some crucial information for creating a “checkpoint communiqué” is marked as confidential (for example, genetic resource user or place of access). Such declarations will stay in the status “Submitted (Not publishable)”.

The publishing of the due diligence declaration takes place via DECLARE and hence the PA needs to be logged in to DECLARE; the system will further ask PA about his/her ABSCH credentials once DECLARE connects with ABSCH.



The screenshot shows a web form titled "Publish Due Diligence Declaration". It contains three input fields: "User name", "Password", and "Checkpoint". The "Checkpoint" field is a dropdown menu with "Wonderful checkpoint" selected. At the bottom right, there are two buttons: "Proceed" (blue) and "Go back" (grey).

Note that on the “Publish Due Diligence Declaration” form, **PA user must enter ABSCH username and password**, not the one used to access Declare.

Once the declaration is published on ABSCH, there is no more action required by CAs or PAs regarding publication of the declaration.

On the declaration details, you will see a link to the checkpoint communiqué published on the ABSCH site.

SUBMISSION DETAILS

Details Attachment 0 Comments 0 History ? Help

Submission type: Due diligence declaration at the Organisation: Green Company - Belgium Submission status: Transmitted

Actions:
Print/PDF
Back

THE DECLARATION FORM INCLUDES

#	ABSCH Id	Permit Type	Country	Status	Actions	Absch website
1	279926	IRCC	Belgium	Published	View information on the ABSCH	absch-ircc-be-279024-1

Top
Part A
Part B

Due diligence declaration at the stage of research funding

pursuant to Article 5 of Regulation 2015/1866

ABSCH ACCESS AND BENEFIT-SHARING CLEARING-HOUSE DEVELOPMENT

HOME ABOUT SEARCH SUBMIT COUNTRY PROFILES HELP FORUMS

NAGOYA PROTOCOL

CBD / ABSCH / Search / Record

CHECKPOINT COMMUNIQUÉ (CPC) [ABSCH-CPC-BE-279926-1](#) | PDF | Print | Share

LAST UPDATED: 21 JAN 2026

General Information

Country issuing this checkpoint communique
Belgium

Title of this checkpoint communique
Research - Genetic resources: Subject matter of the research or identification code of the grant

Checkpoint/s that collected or received the information

[ABSCH-CP-BE-279030-2](#) | Checkpoint | Wonderful checkpoint 2
Test checkpoint DECLARE

Recipients of the Checkpoint Communiqué

Note: The ABS Clearing-House does not guarantee the receipt of automatically generated emails.

- COMPETENT NATIONAL AUTHORITY: | [ABSCH-CNA-BE-279023-1](#) | This document has been updated. This is not the latest published version. [Click here to view the latest version of the record.](#)

COMPETENT NATIONAL AUTHORITY:
CNA DECLARE TEST
test address


9 Reports

The available reports include all the due diligence declarations of the user's Member State.

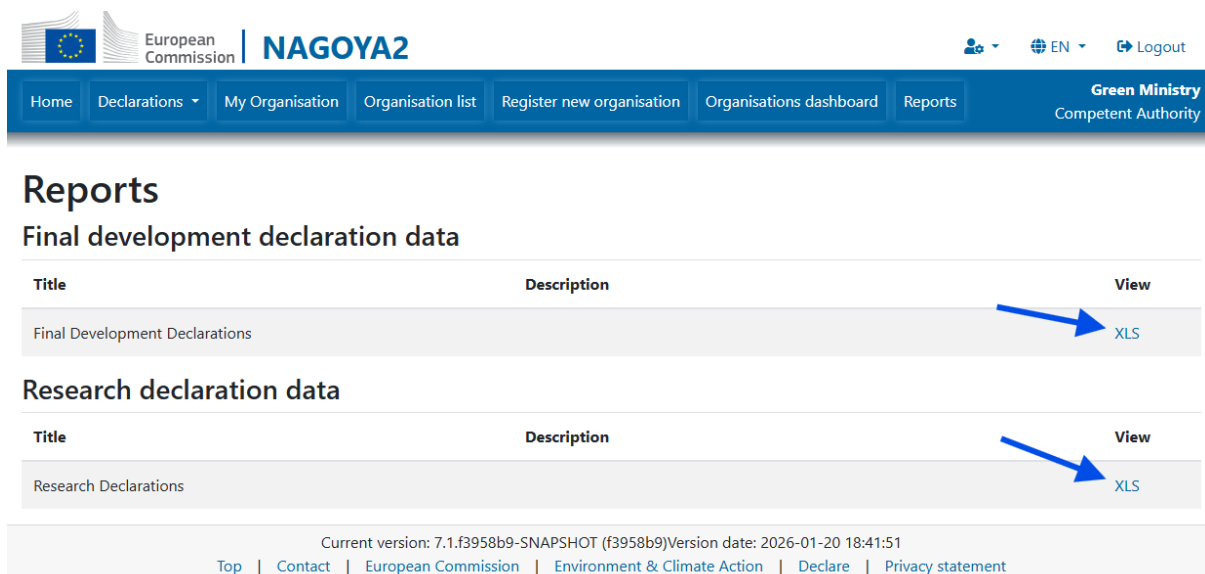
Reports also include the due diligence declarations of another Member State if they are of interest to the user's Member State authority. This refers to situations where the utilisation takes place on the territory of the Member States concerned or a product is put on its market (and a due diligence declaration is submitted in different jurisdiction). The relevant information from such diligence declarations (provided the information is not confidential) can be accessed using the reporting function.

To generate reports in the system, follow the steps below:

1. Click on **Reports**.



2. On the Reports page, select the type of DDD you want to generate a report for (i.e. at the research stage or at the stage of final development of a product) and click the XLS button.



3. Enter the date range in the filter fields and click "Submit"

Research Declarations

Data Filter Criteria

Submitted after:*

01/04/2025

Submitted before:*

31/01/2026

Submit



Current version: 7.1.f3958b9-SNAPSHOT (f3958b9) Version date: 2026-01-20 18:41:51

[Top](#) | [Contact](#) | [European Commission](#) | [Environment & Climate Action](#) | [Declare](#) | [Privacy statement](#)

4. The excel report is generated that you can save on your computer.

